

# Mysteria

*Theme 1*

Yoonkyung Cho, Yoona Shin

Hyunbin Kim, Junmi An, Eunjun Choi

# Contents

---

## I. Introduction

1. Site Selection
2. Planning

## II. Site Design

1. Storyline & Space Design

## III. “Restricted”

1. Overview
2. Overall Structure
3. Story
4. Detailed Structure
5. Design

# Introduction

---

Where & How

# Site Selection



## Lotteworld Kidizone


**Original Thema** Ocean & Sea

**Target Visitor** Children

**Motif** Mermaid Lagoon (Tokyo Disney Sea, Japan)

- **Inconsistency with the “France” concept** which was based on the original Lotteworld concept of a ‘Small World’
- Space right after the Main Gate
- **Poor natural lighting** due to upper-level structures
- **Possible vertical expansion** to underground parking lot
- **‘French Revolution’** roller coaster passing through the center
- Main entry route is from **the carousel direction**, while the other is less used

- 21 Camelot Carrousel : romantic journey riding in 64 white horses ♀️-99cm ♂️-100cm
- 22 3D Desperados 2 : shooting battle to fight villains by becoming a sheriff ♀️-119cm ♂️-120cm 🚗
- 23 Lotty's Kidstoria : huge fairytale's world where kids can run around in their bare feet ♀️-125cm ♥️
- 24 Dragons Wild Shooting : shooting adventure enjoyed in a castle occupied by dragons ♀️-100cm ♂️-109cm
- 25 Kids Bumper Car : exciting driving play in a car which bump here and there ♀️-90cm ♂️-109cm ♥️
- 26 Brother Moon&Sister Sun : jump into the sky with siblings of Sun and Moon ♀️-110cm ♂️-125cm ♥️
- 27 Jumping Fish : jumping and turning around to escape a troublemaker shark! ♀️-90cm ♂️-140cm ♥️
- 28 Undersea Kingdom : sea kingdom's playground where kids can run around ♀️-110cm ♂️-140cm ♥️
- 29 Eureka(Eureka!) : strongly! Powerfully! a car which flies in the sky ♀️-109cm ♂️-125cm ♥️
- 30 Swing pangpang : exciting tossing given by Lotty and friends ♀️-110cm ♂️-125cm ♥️
- 31 Magic Boong Boong Car : chaotic bumping play with colorful blowfish ♀️-109cm ♂️-125cm ♥️
- 32 Fairytale Theater : enjoy amazing magic shows and exciting children musicals ♀️-100cm ♂️-124cm ♥️



# Planning

## Concept & Color Code



- **STEAMPUNK**

- Upper level: **France zone** with ‘French Revolution’ Ride
- Utilizing the **limited lighting** – sense of extraordinary
- The overall ‘**Mystery**’ concept of Lotteworld

- **WORLD EXPO**

- Building on the **original design purpose**
- Visitors experience the **atmosphere of a steampunk-era World’s fair** & immerse themselves in the **sense of wonder**

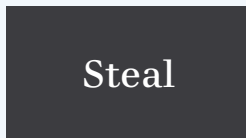
- **Color Code**



Brick



Gas Light



Steel

## Facilities & Route

- 1 MD, 1 F&B
- **1 Main Attraction**
  - Thema connection with the attraction ‘Fly Venture’ at the basement level
  - **Space expanded** to the underground parking area
- **Route**
  - By using entrance ① as the main entrance, we provide
    - A **dynamic sequence** of the themed area
    - A **direct view** of the loop of ‘French Revolution’ ride

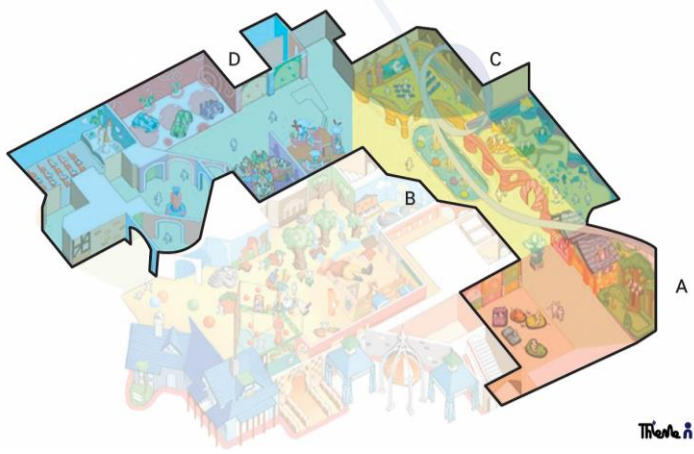


# Site Design

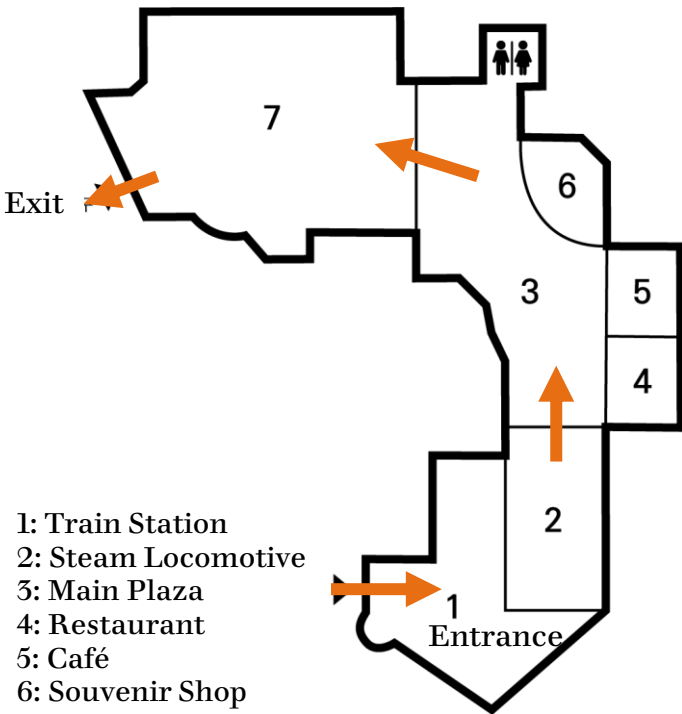
---

Mood-board

# Storyline & Space Design



Theme IN



- 1: Train Station
- 2: Steam Locomotive
- 3: Main Plaza
- 4: Restaurant
- 5: Café
- 6: Souvenir Shop
- 7: Ride

Theme IN



## 1 Train Station

An old train station featuring Art Nouveau style © Theme IN



## 2 Steam Locomotive

Train heading to the EXPO run by the "Paris Cultural Heritage Preservation Committee". © Theme IN



## 3 Main Plaza: EXPO

A machinery hall of 18<sup>th</sup> century EXPO with iron hinged-arch ceiling © Naver



## 4 Restaurant

Lively, festive, glamorous and somewhat mysterious restaurant © Pixabay



## 5 Cafe

Impression of an unknown lab with gold, wood and bronze © Pixabay



## 6 Souvenir Shop

Various souvenirs inspired by the inventions of 19<sup>th</sup> century Europe © Pixabay

## 7 Ride

"Dr. A's Laboratory", the place with rumors about a strictly controlled area in the exhibition, covered by newspapers about the invention of a mysterious machine



Theme IN

# “Restricted”

---

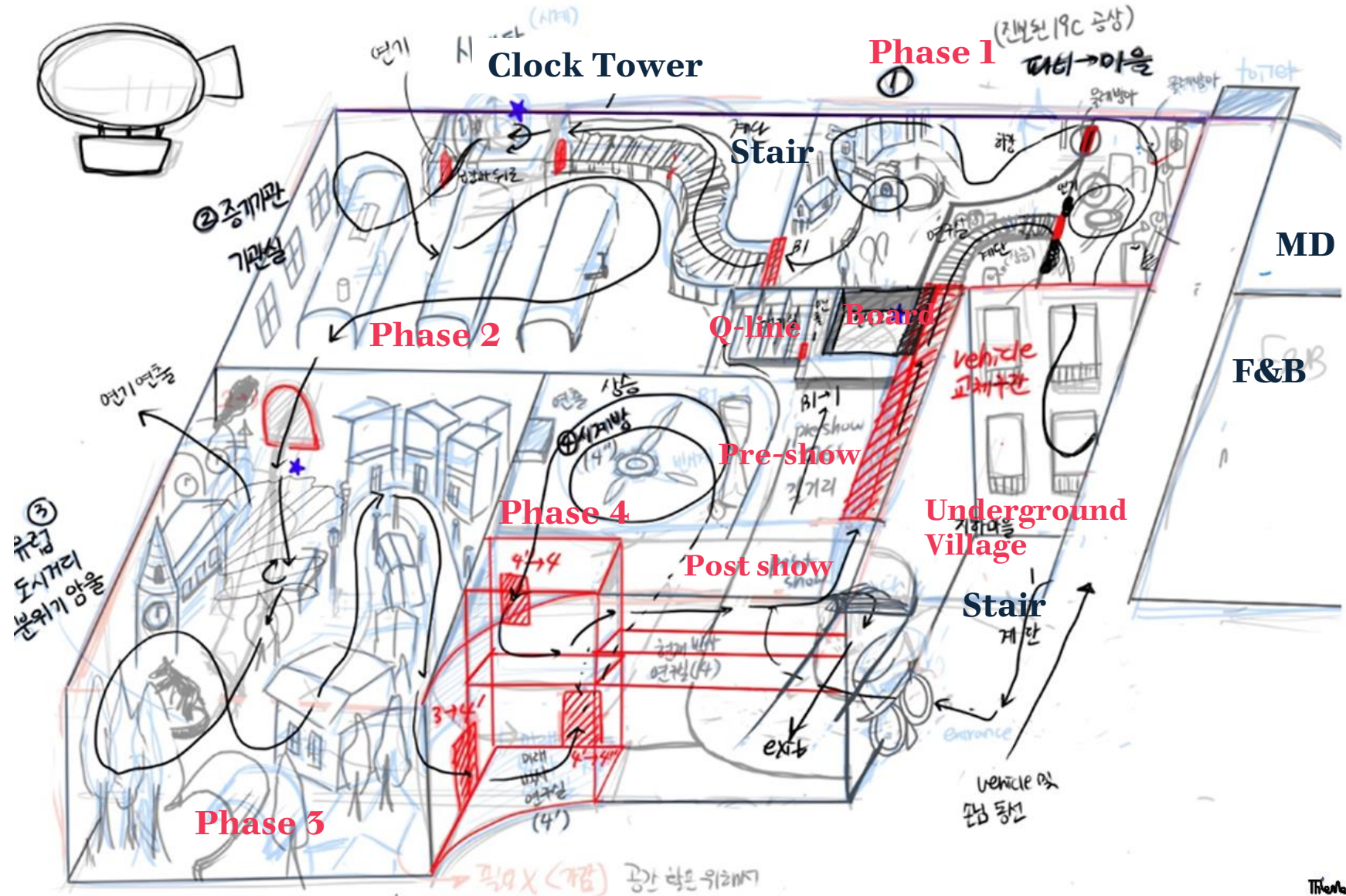
The Mysterious Ride

# “RESTRICTED” | Overview

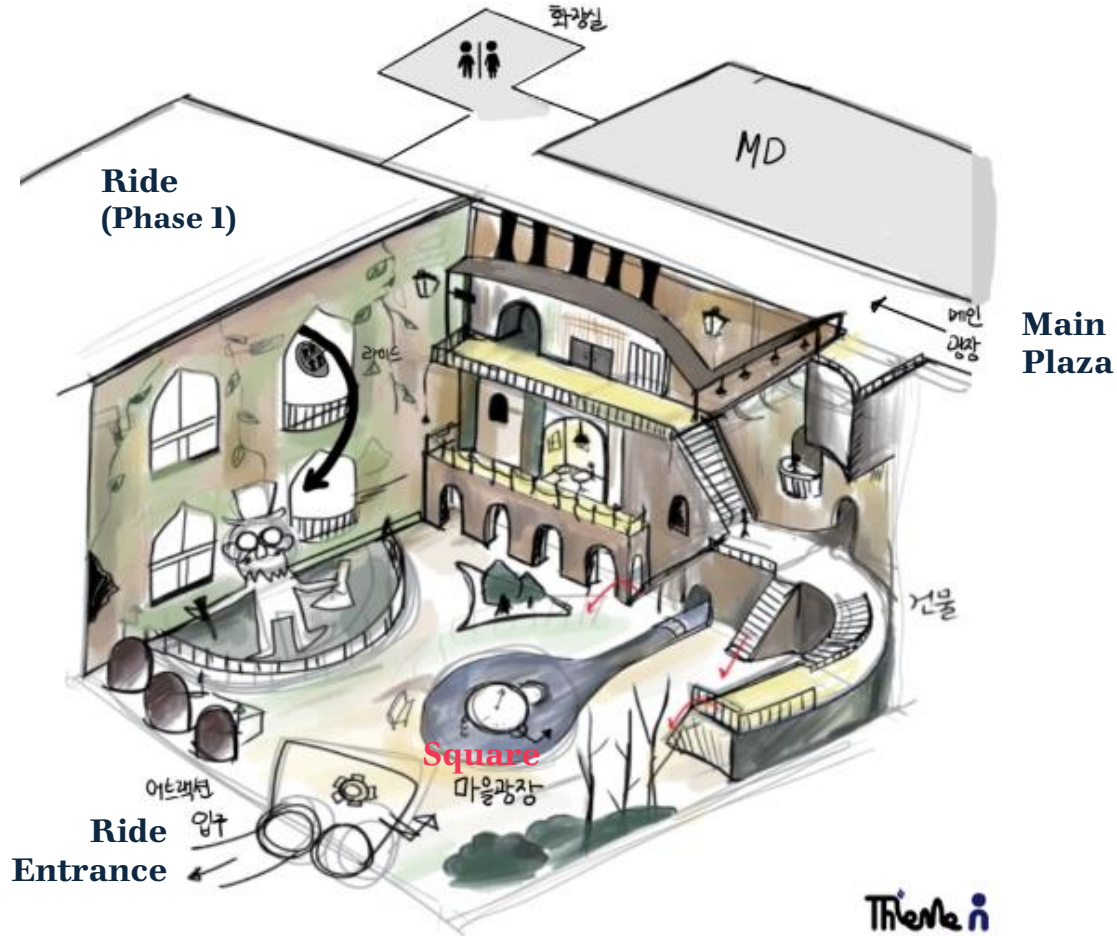
Overview		Story	
<p><b>Size</b></p>	<ul style="list-style-type: none"> <li>• 37m × 40m, with height maximum 16m               <ul style="list-style-type: none"> <li>• using the basement</li> </ul> </li> <li>• Similar with <b>Nemo &amp; Friends Sea Rider</b> in Tokyo Disney Sea (Japan)</li> </ul>  <p>Nemo &amp; Friends SeaRider Tokyo disney sea (Japan)</p>	<p><b>Characters</b></p>	<ul style="list-style-type: none"> <li>• <b>Dr. A:</b> Inventor of the mysterious machine</li> <li>• <b>Assistant</b> <ul style="list-style-type: none"> <li>• a cast at the park</li> </ul> </li> <li>• <b>Visitor:</b> The <b>FIRST</b> rider of the machine</li> </ul> 
<p><b>Feature</b></p>	<ul style="list-style-type: none"> <li>• Need storytelling via ride experience</li> <li>• Use the high height</li> </ul>	<p><b>Story</b></p>	<ul style="list-style-type: none"> <li>• As visitors explore the recreated 19th-century World Expo, they stumble upon a hidden corner concealing a mysterious laboratory.</li> <li>• Chosen as the first riders of Dr. A’s enigmatic invention, they are suddenly transported to a different timeline.</li> <li>• Will the visitors be able to return to their own era?</li> </ul>
<p><b>Motif</b></p>	<ul style="list-style-type: none"> <li>• Revenge of the Mummy (Main show)</li> <li>• Tower of Terror (Pre &amp; Post show)</li> </ul>		

# “RESTRICTED” | Overall Structure

## Overview

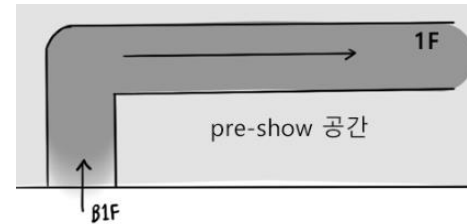


## Underground Village



## Entrance

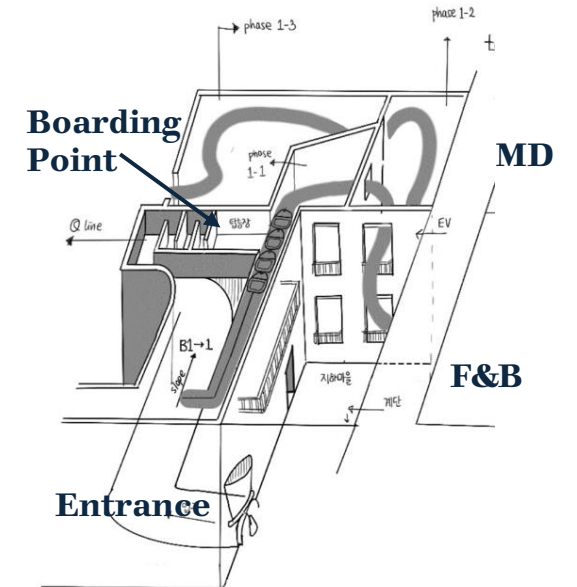
- Shadowy corner of the EXPO written “Restricted”
- Sign for “Dr.A’s Laboratory” with newspaper clipping about the invention of the perpetual motion machine



- A ramp ascends along three sides to the boarding point

## Pre-show

- An assistant who seems to know everything appears at the end of the hall and introduces Dr.A’s inventions
- A sudden warning occurs but the assistant keep leads the visitors to the ride



# “RESTRICTED” | Story 2/3

## Main: Phase 1

- With another sudden warning, the vehicle starts to ride over Dr.A's laboratory and the European Village of 18<sup>th</sup> century

## Main: Phase 2

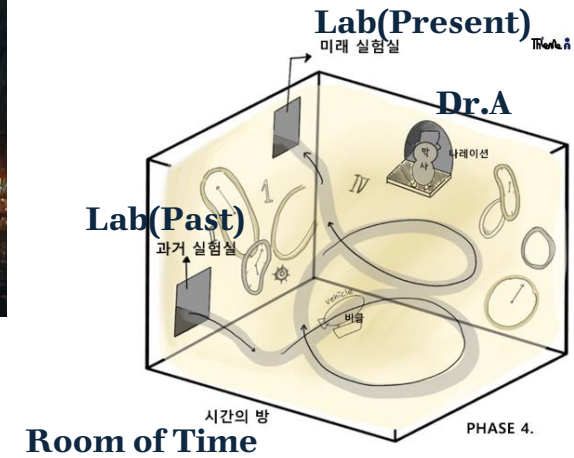
- While raising toward the clock tower, the ride broke down, roughly traveling through the machinery

## Main: Phase 3

- The vehicle pass through another dark and deserted European village in 18<sup>th</sup> century with smoke and fire everywhere

## Main: Phase 4


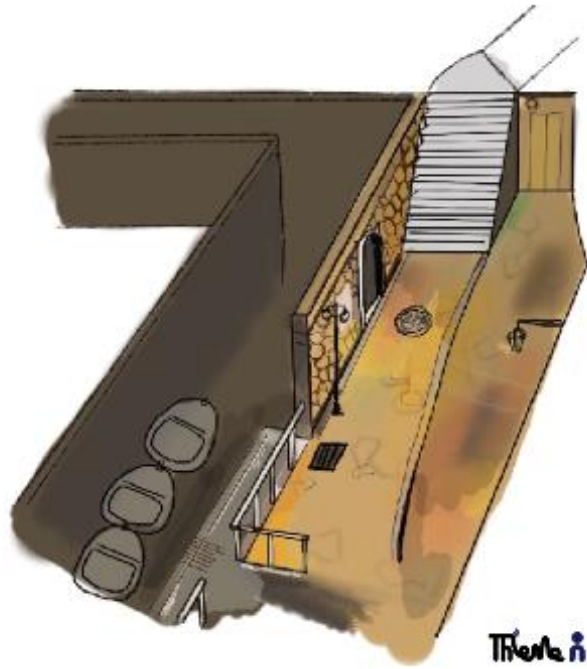
- The vehicle arrived at Dr.A's laboratory but slightly different from the pre-show
- Dr.A suddenly appears and help the visitors return to their original place



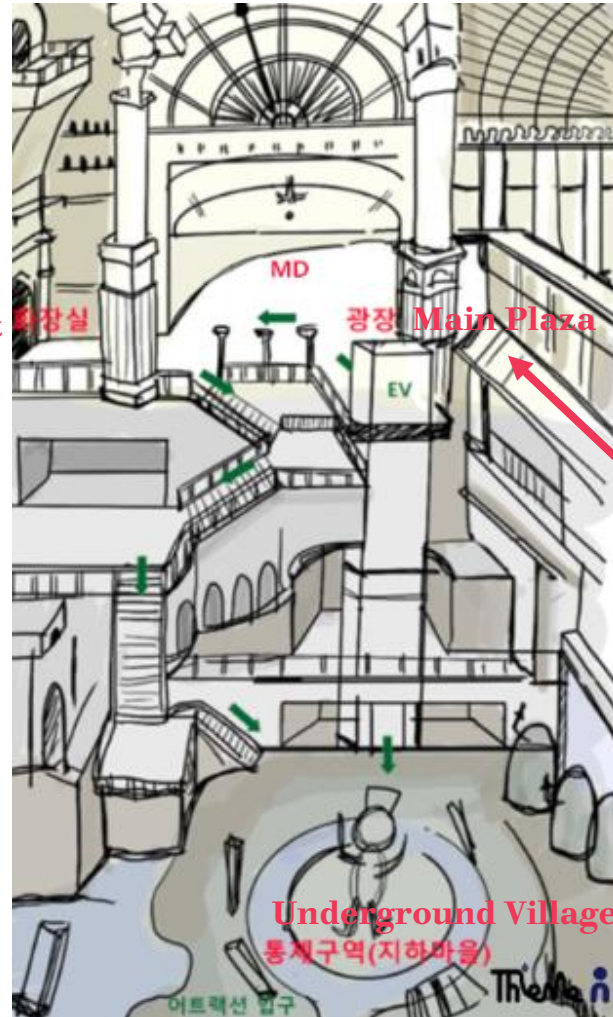
# “RESTRICTED” | Story 3/3

## Post Show

- Visitors successively return to their era
- Missing person posters of Dr.A are easily found around the exit alley



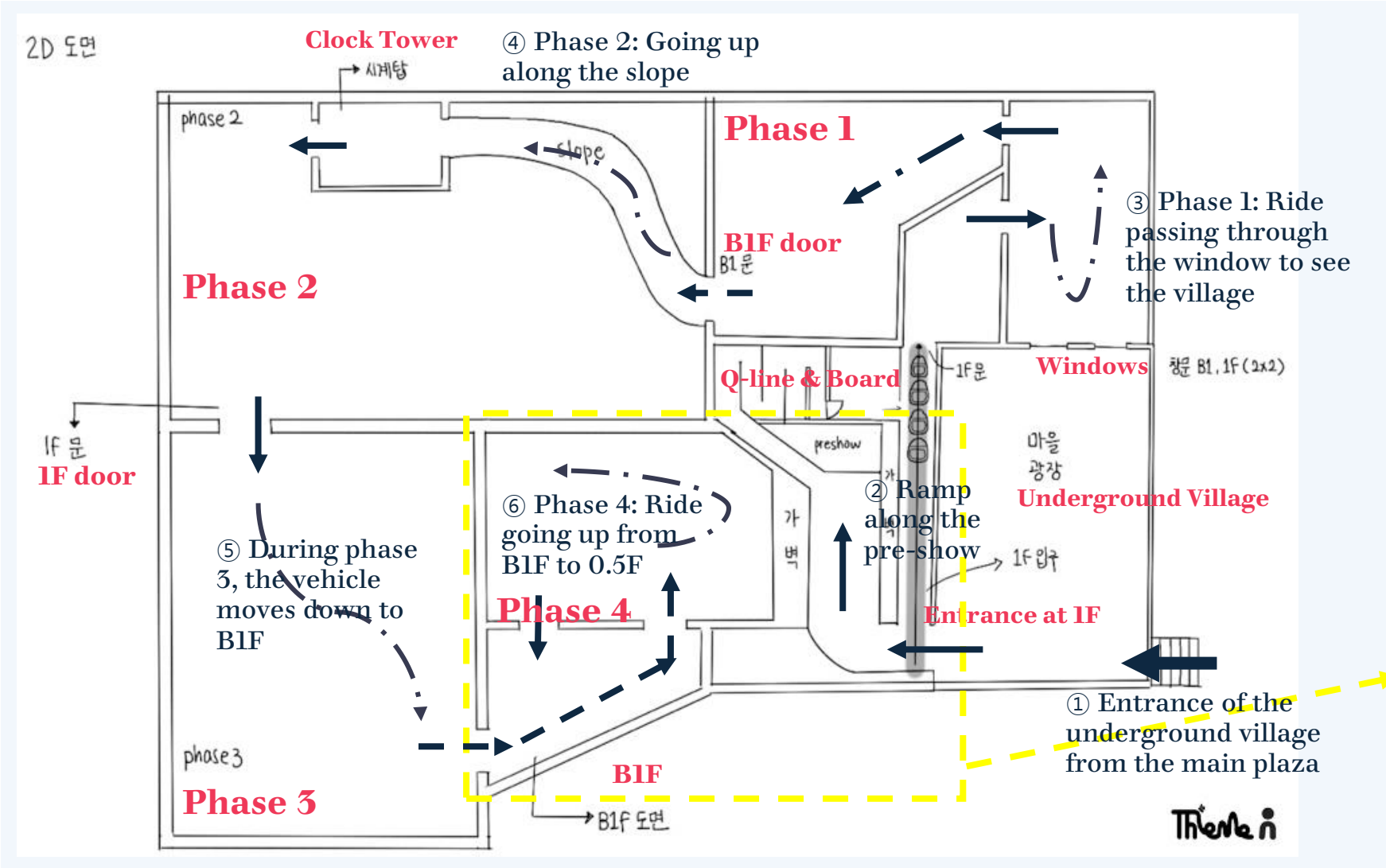
Toilet



Ride Entrance

After passing through the alley (past-show), visitors exit directly into the EXPO without seeing the village

# “RESTRICTED” | Detailed Structure



- Moving at B1F
- Moving between different levels
- Moving at 1F

# “RESTRICTED” | Design

## Visual Design

### Character


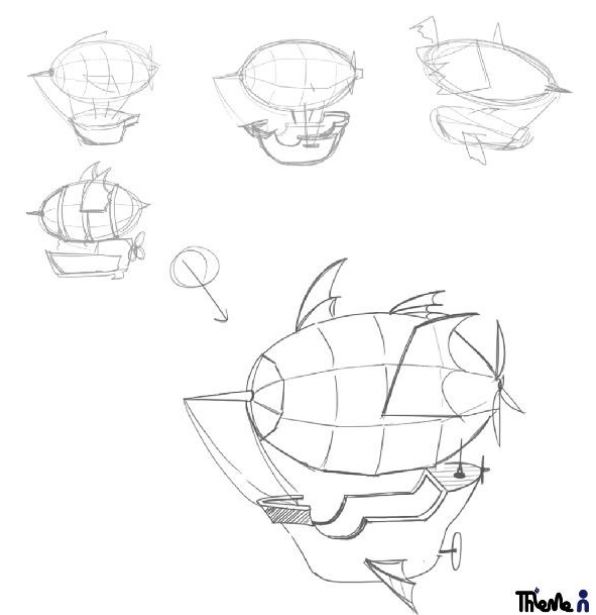


### Ticket Poster



## Vehicle Design

- **Motif:** Airship to Orbis (Maplestory – RPG game)
- Designed with the theme of **‘mysterious laboratory developing new machines’**
- **2X3 seats** with transparent bottoms and built-in speaker, moving along the **overhead rails**
- To fit the **steampunk concept** and more clearly **convey the experience** of each phase



# Thank You

---

Click our logo to see our portfolio 😊

*Thermon* n